



# Appendix E

# Corridor Photo Exhibits



S Millard Av

Central Park Ave

Service Drive

Ogden Ave

Service Drive

S Drake Av

18

CENTRAL PARK  
CT A TRAIN  
STATION



Uneven pavement

Narrow sidewalk at bus stop

A long crossing distance

No median refuge

Signage scaled to cars



Few opportunities to cross Ogden Avenue safely

Faded or non-existent crossing markings

Narrow median

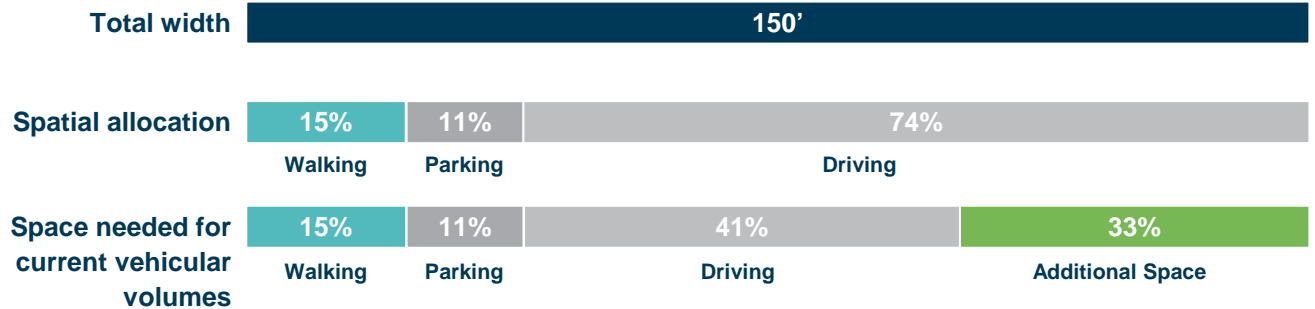
Lighting rhythm and size scaled to cars

# Ogden Avenue has a configuration today that's extremely overbuilt...

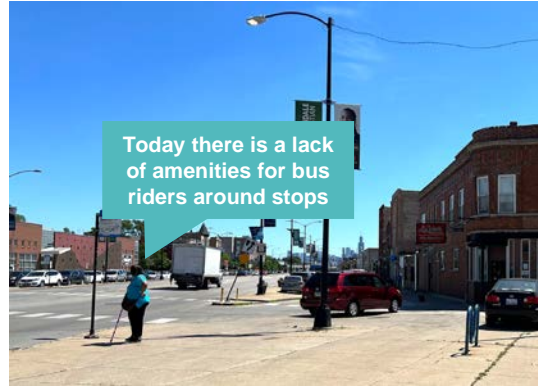
There are up to 10 lanes of traffic built for less than 20,000 vehicles per day.

\*\* According to the Federal Highway Administration, the daily capacity for a 4-lane highway with left turn lanes is 31,000 vehicles.


Data sources: Federal Highway Administration Capacity Manual and Road Diet Information Guide (2014), IDOT Travel Statistics (2018)



...which provides an opportunity to improve safety for all.



Friday, July 7, 2023 3:30:53 PM -



Narrow Non-ADA  
Compliant Bus Stops